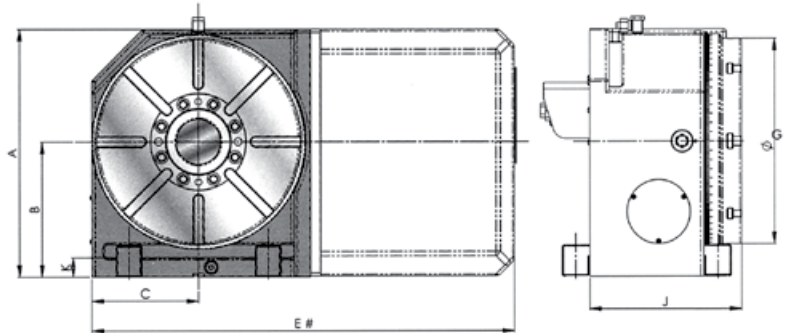



MONTAGGIO ORIZZONTALE E VERTICALE / MOUNT IN VERTICAL AND HORIZONTAL

MODELLO AT: TAVOLE GIREVOLI (4° ASSE IN CONTINUO) AT MODEL: ROTARY TABLES (4° AXIS IN CONTINUOUS)




| Model AT | 170 | 201 | 251 | 320 | 401 | 501 | 620 | 800 |
|---------------|-------|-------|--------|--------|--------|--------|--------|---------|
| G-Dia | 170 | 200 | 250 | 320 | 400 | 500 | 620 | 800 |
| A mm | 235 | 270 | 300 | 385 | 435 | 570 | 640 | 872 |
| B mm | 135 | 140 | 160 | 210 | 230 | 310 | 325 | 437 |
| C mm | 108 | 120 | 140 | 167 | 230 | 310 | 325 | 435 |
| E mm | 453 | 473 | 565 | 663 | 745 | 795 | 878 | 1195 |
| J mm | 165 | 177 | 210 | 238 | 282 | 307 | 322 | 350 |
| Peso - Weight | 45 Kg | 60 Kg | 100 Kg | 200 kg | 250 kg | 470 kg | 675 kg | 1100 Kg |

ACCESSORI / ACESSORIES



Tavola gir. + face plate
Rotary table + face plate




Contropunte
Tailstock



Face-plate

MODELLO AT-TN: TAVOLE ROTO-BASCULANTI / 4+5° ASSE IN CONTINUO: +20/-100° AT-TN MODEL: ROTO-TILTING TABLES / 4+5° AXIS CONTINUOUS: +20/-100°



| Model AT-TN | 153 | 200 | 320 |
|---------------------|--------|--------|--------|
| Diametro - Diameter | 150 | 200 | 320 |
| L mm | 584 | 631 | 665 |
| P mm | 410 | 480 | 560 |
| H mm | 257 | 330 | 356 |
| Peso - Weight | 453 Kg | 473 Kg | 350 Kg |

MODELLO ATS: TAVOLE ROTO-BASCULANTI SENZA SUPPORTO / 4+5° ASSE IN CONTINUO: +20/-100° ATS MODEL: ROTO-TILTING TABLES WITHOUT SUPPORT / 4+5° AXIS CONTINUOUS: +20/-100°



| Model ATS | 80 | 160 | 250 |
|---------------------|-------|-------|--------|
| Diametro - Diameter | 80 | 160 | 250 |
| L mm | 380 | 481 | 612 |
| P mm | 345 | 390 | 503 |
| H mm | 245 | 310 | 370 |
| Peso - Weight | 70 Kg | 90 Kg | 220 Kg |